



Bellarine Kids Online Lesson

BABY MOSES

MEDIA

Youtube clip

<https://www.youtube.com/watch?v=vf-4x4iefQE>

'The Beginners Bible' page 92

KJV Exodus 2:1-10

JUNIOR – ACTIVITIES

Baby Moses - colouring sheet


Moses Grows up – trace the dotted line Moses mother has a good idea – maze

SENIOR ACTIVITIES

Baby Moses Hieroglyphics


God Protects Baby Moses - colouring sheet Moses is Born - dot to dot

She opened it and saw the baby.
He was crying, and she felt
sorry for him. "This is one of
the Hebrew babies," she said.
Exodus 2:6 (NIV)



Moses Grows Up


Trace the dotted lines to see where Moses lived while he was growing up.



The Egyptian princess who found Moses adopted him. So Moses grew up in the palace, as the son of the princess.

Moses' Mother Has a Good Idea

Use your pencil to draw a line that will take baby Moses to safety.



Moses' mother didn't want her son to die. So she made a special basket and put baby Moses inside it. Then she floated the basket down the Nile River.

The Princess of Egypt found Moses.

Baby Moses


The ancient Egyptian writing is called hieroglyphics. Pictures and symbols were used to represent words.

Use the picture code below to find out why the Egyptian princess gave the name "Moses" to the baby she found. Read down the columns—not across the rows.

A		M	
B		O	
C		R	
D		S	
E		T	
F		U	
H		W	
I		X	

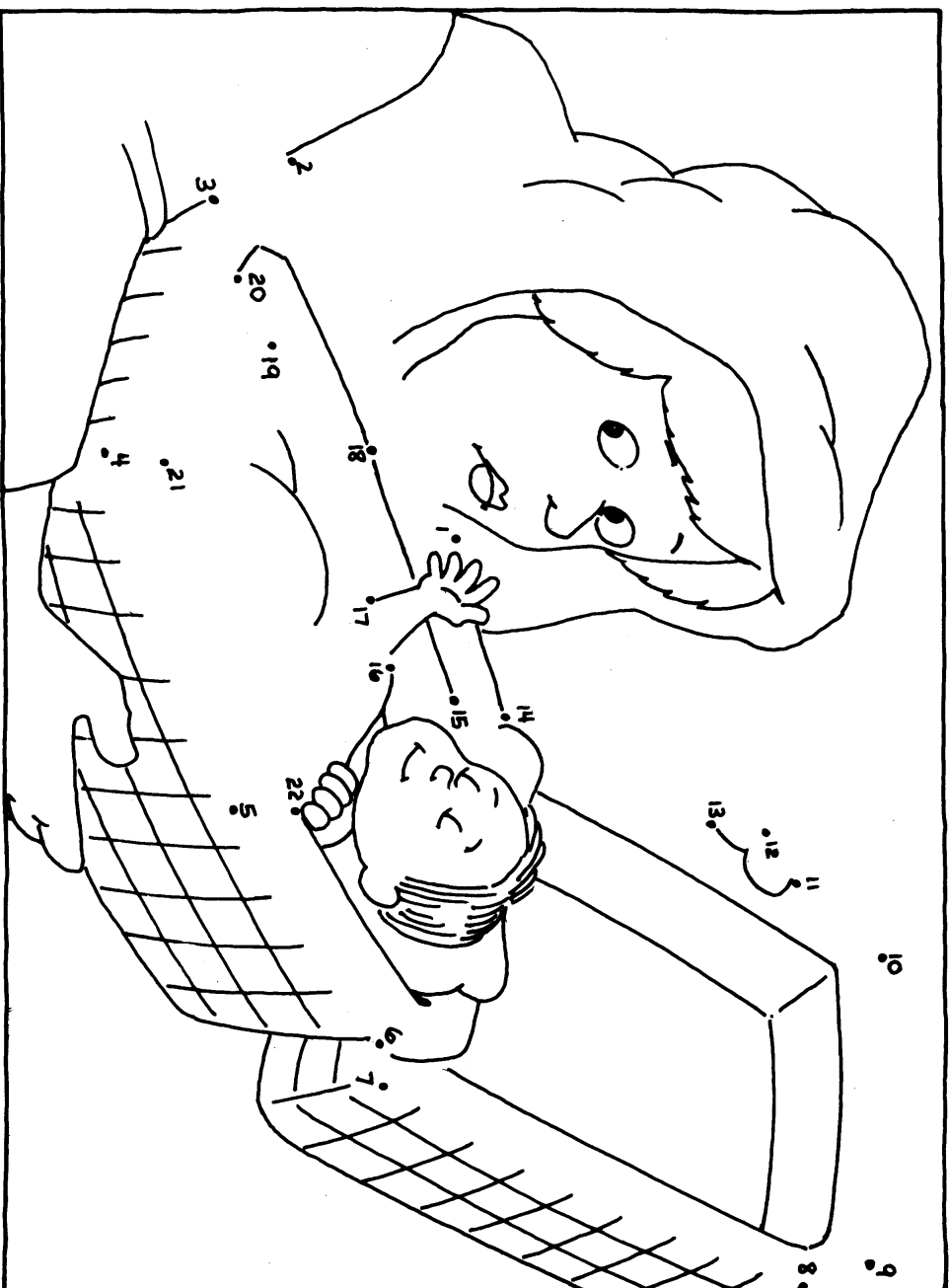
God protects baby Moses.

Exodus 2:1-10



Moses Is Born

Connect the dots to see what baby Moses is sleeping in.



About the time that Moses was born, a bad king ordered that all the Hebrew boy babies had to be killed.