



## Bellarine Kids Online Lesson

### ELIJAH

#### MEDIA

Youtube:

<https://www.youtube.com/watch?v=s0n2Ftucjrk>

<https://www.youtube.com/watch?v=2T5gAXoerjw>

KJV- 1 Kings 18:16-39

#### ACTIVITIES:

Trace activity


Colouring Activity

Activity collection

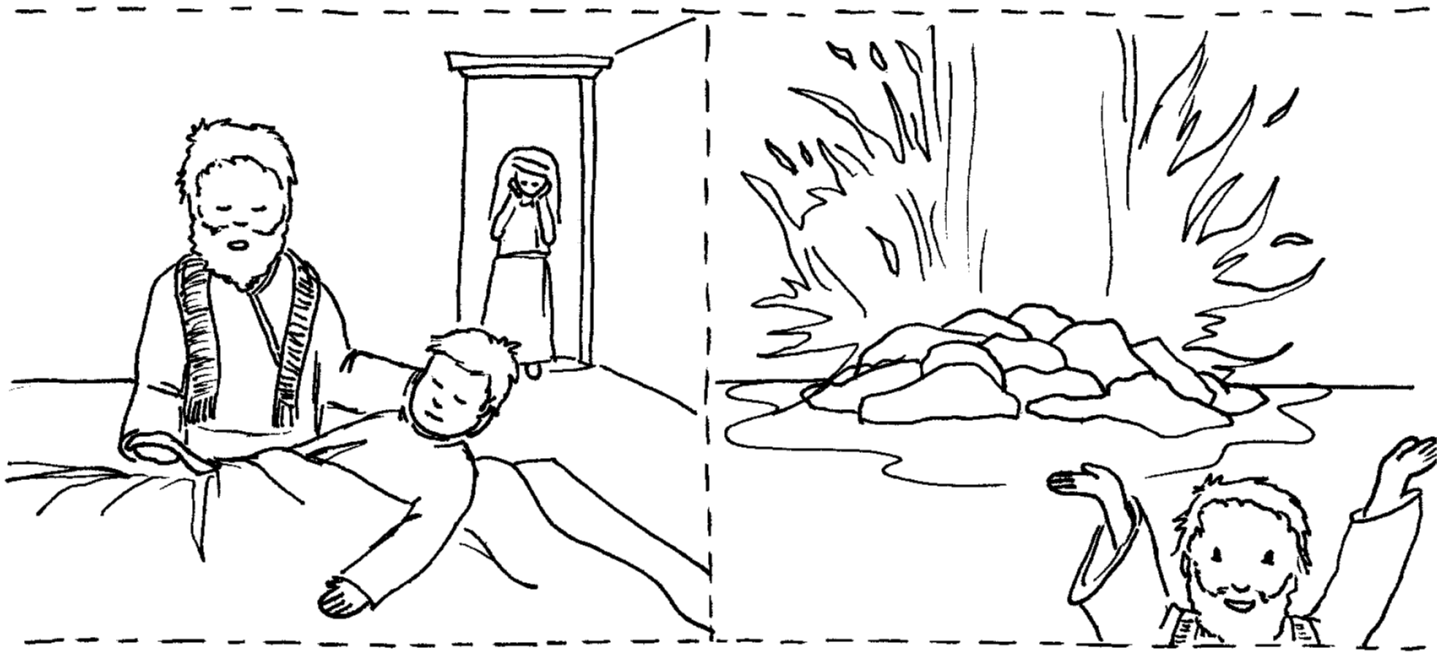
Word Search

# Elijah and the Prophets of Baal

Trace over the lines to see who won the contest.




The king and queen of Israel worshiped a false god named Baal. Elijah wanted to prove that God was the true God, so he challenged the priests of Baal to a contest. They shouted for Baal to send down fire and burn an altar. Baal couldn't do it, but when Elijah called on God to send fire, God did it.



Elijah speaks God's truth...

1 Kings - 2 Kings





© 2016 SundaySchoolSources.com

## All About Elijah

A	W	E	R	K	I	G	N	C	H	A	R	I	O	T	S	H
S	I	A	R	F	I	R	E	E	A	J	L	I	S	C	P	I
A	L	U	M	E	A	U	D	N	H	P	I	H	S	R	O	W
H	D	E	V	I	L	N	R	J	E	Z	E	B	E	L	H	A
T	E	A	I	R	A	R	I	O	L	C	H	A	N	A	R	S
E	R	T	D	C	I	B	J	T	I	W	I	L	R	I	O	H
H	N	L	O	L	H	O	E	Z	J	A	L	T	A	R	T	E
P	E	T	L	E	A	P	T	E	A	R	O	P	D	H	E	R
O	S	E	S	V	B	A	E	B	H	E	H	S	N	A	T	A
R	S	R	F	I	G	L	B	A	H	A	G	N	I	K	F	H
P	M	O	U	N	T	C	A	R	M	E	L	F	W	I	R	E

### Wordbank

KING AHAB

JEZEBEL

ELIJAH

BAAL

PROPHET

FIRE

ALTAR

WILDERNESS

CHARIOT

WORSHIP

RUN

ASHERAH

MOUNT CARMEL

IDOLS

EVIL

## All About Elijah - ANSWERS

A	W	E	R	K	I	G	N	C	H	A	R	I	O	T	S	H
S	I	A	R	F	I	R	E	E	A	J	L	I	S	C	P	I
A	L	U	M	E	A	U	D	N	H	P	I	H	S	R	O	W
H	D	E	V	I	L	N	R	J	E	Z	E	B	E	L	H	A
T	E	A	I	R	A	R	I	O	L	C	H	A	N	A	R	S
E	R	T	D	C	I	B	J	T	I	W	I	L	R	I	O	H
H	N	L	O	L	H	O	E	Z	J	A	L	T	A	R	T	E
P	E	T	L	E	A	P	T	E	A	R	O	P	D	H	E	R
O	S	E	S	V	B	A	E	B	H	E	H	S	N	A	T	A
R	S	R	F	I	G	L	B	A	H	A	G	N	I	K	F	H
P	M	O	U	N	T	C	A	R	M	E	L	F	W	I	R	E

### Wordbank

KING AHAB

JEZEBEL

ELIJAH

BAAL

PROPHET

FIRE

ALTAR

WILDERNESS

CHARIOT

WORSHIP

RUN

ASHERAH

MOUNT CARMEL

IDOLS

EVIL



## Old Testament Unit 11: Elijah, Elisha and Jonah Lesson 1: Elijah and the Great Rain

Hour A

### Bible Story:

Elijah and the Great Rain (1 Kings 17:1; 18:1-2,20-45)

### Bible Phrase:

"Elijah prayed and God sent rain" (James 5:18).

### Bible Truth:

God is the only true God.



1. God created everything.



2. People disobeyed God.



3. God chose a special people.



4. God sent Jesus to help us.



5. Jesus began the Church.



6. Jesus is preparing heaven for us.

### Suggested Schedule:

#### Arrival

Centers – 25 minutes

Clean-up Time – 5 minutes

Bible Story Time – 15 minutes

Craft Time – 10 minutes

Snack Time – 10 minutes

Game Time/Dismissal



## Unfolding God's Story for Teachers

In our story we meet the prophet Elijah, who lived during the time of the divided kingdom. First Kings 16:29-34 provides important background information. Ahab had assumed the throne of Israel after the death of Omri, his wicked father. Ahab "did what was evil in the LORD's sight more than all who were before him" (v. 30) He increased his territorial power and raised the already prosperous economy, but he ruthlessly created spiritual ruin by effectively making Baal worship the official religion of Israel. Baal was considered the "storm god" who ruled over the rain, wind, and clouds. It was believed that each year he died and then came back to bring the rains. Ahab's wife, Jezebel, was the daughter of Ethbaal, who ruled Sidon and Phoenicia and was a priest of Baal. Jezebel became a devoted follower of Baal and the fertility goddess Asherah. The polytheism that the king and queen embraced did not allow for belief in Yahweh, nor for belief Yahweh was the one true God. Thus, Jezebel executed many who believed that God was the only true God.

During this time of spiritual conflict, God raised up Elijah. God would fight against idolatry, not with iron weapons, but with His word through a prophet, His spokesman. Elijah the Tishbite came from out of the blue to announce a drought. Elijah's name means, "my God is Yahweh." His name alone was an affront to the king—and his statement, "as the LORD God of Israel lives...there will be no dew or rain" (17:1) was a direct affront to Ahab's god. Elijah knew the fulfillment of this prophecy would prove Yahweh controlled the rains. The drought would last a total of three and a half years (see James 5:17).

Elijah left as quickly as he came and hid in an isolated area where God provided for him. God taught His servant lessons that increased his faith in God's power, presence, and provision. God moved Elijah to confront King Ahab and to challenge the people of Israel to choose whom they would serve. This brought about the contest between the Lord and Baal on Mt. Carmel. God

## God's Unfolding Story

demonstrated His power and supremacy by fire on that mountain, and all Israel knew "Yahweh, He is God!" (18:39). Having proved Himself supreme over Baal with fire, God now would display His control over the rain. After the events on Mt. Carmel, Elijah told King Ahab to prepare for rain. Humbly and with faith, he prayed for the much needed provision. He prayed at least seven times before his servant gave word of a small cloud coming from the sea, and soon God sent the downpour!

In light of these events, we must ask ourselves the same question Elijah asked the people, "How long will you hesitate between two opinions?" (v. 21) We live in a society much like Elijah's. "Tolerance" is mandated. God wants us to serve Him with abandon. There is no middle ground. Who is your real master?

## Lesson Plan

### Arrival

- Greet children at eye level and express how happy you are to see them.
- Be sure each child has a name tag and the security measures of your church are followed.
- Label all coats and personal belongings. Strongly encourage children who have brought items from home, such as toys and books, to place them on a shelf while they are working with other materials. Assure children their items will be safe and they can take them home at the end of the session.
- Help each child make a choice where he or she would like to begin his or her Center Time.



# Center Time



## Puzzle Center:

Work Puzzles

### Supplies:

- Offer a variety of non-fantasy wooden or cardboard puzzles for children to work.

**What to Do:** Encourage preschoolers to finish puzzles they begin. Affirm children as they work together to complete the puzzles.

**Link to the Bible Story:** As children work, look for opportunities in conversation to say the Bible phrase or to briefly tell the Bible story.

## Bible Learning Center:

Color a Bible Story Picture

### Supplies:

- Copies of Activity Page: Coloring Sheet, "Elijah and the Great Rain" (Reproducible)
- Washable markers or crayons
- Cotton balls, glue

**What to Do:** Invite children to color the Bible story picture and glue cotton balls to represent the small cloud that Elijah's helper saw coming from the sea.

**Link to the Bible Story:** As children work, use the picture to talk about the Bible story. For instance, you might say, "This is a picture of Elijah and his helper. Elijah was a prophet. A prophet was someone who helped the people know how God wanted them to live. In our story today there had been a drought for over three years. A drought is a time that it does not rain. Rivers and streams dry up, and it is hard for people and animals to live. God told Elijah He would send rain. In this picture, Elijah is praying for God to send the rain. Finally, after praying at least seven times, Elijah's helper came running to tell Elijah a small cloud had formed over the sea."

## Art Center: Water Color Painting

**Supplies:** Construction paper or large sheet of white paper for class painting – (1 sheet per child)

**What to Do:** Print today's Bible Phrase, "Elijah prayed and God sent rain" (James 5:18), on each paper or on the class paper. Invite children to paint an individual watercolor picture or to work together to paint a class picture.

**Link to the Bible Story:** As preschoolers work, say something like, "Using the water to paint reminds me of our Bible story today. In our story, God caused a drought, which is a time when it doesn't rain. It had been over three years since any rain had fallen. The rivers had dried up and the people and animals had little to eat and drink. The prophet Elijah prayed, and God sent a great rain to help the Israelites have the water they needed."

## Block Center:

Build with Blocks

### Supplies:

- Wooden blocks

**What to Do:** Provide a small carpet if possible. Blocks are best located in a corner of the room away from the traffic flow.

**Link to the Bible Story:** While children are engaged in building with the blocks, listen for opportunities to share part of the Bible story, Bible phrase, or Bible truth.

## Home Living Center:

Water Play

**Supplies:** Small rocking chair, sink and stove unit and small table and chairs; plastic dishes, child pots and pans; pretend food items; doll, doll bed, and doll accessories • Dishpan, towels

**What to Do:** Home living items naturally encourage children to act out roles and activities they observe at home. For water play, place a towel on the table under the dishpan. Invite children to use the dishes for water play.

**Link to the Bible Story:** As children work and play together, listen for opportunities to talk about the Bible story. Say, "Our Bible story today is about water, lots and lots of water! God had caused a drought, which is a time when it does not rain. There was a drought because the Israelites had disobeyed God. God sent rain after Elijah prayed. God cared for His people, but He also wanted them to obey Him."



## Clean-up Time

Encourage preschoolers to help at clean-up time. Assign specific tasks for preschoolers to do such as placing all the crayons in the basket, throwing away the trash, gathering all the glue sticks, etc. Guide children to the Bible Story Time area.



## Bible Story Time

- Supplies:
- Bible
  - Teaching Picture "Elijah and the Great Rain" (Reproducible)
  - God's Unfolding Story Cube (Reproducible/Cardstock)

### Introduction

• Show the God's Unfolding Story Cube. Express to the boys and girls that even though we find many stories in the Bible, the Bible really tells one big story, and all the little stories are a part of the big one we can call God's Unfolding Story. Tell children that each picture represents a chapter in God's Unfolding Story. Turn the cube and talk about each part of the story. (Refer to page 1.) Express that every story from the Bible is from one of these main chapters in God's Unfolding Story. Today's story is from the third chapter, God chose a special people.

• Introduce the story by saying something like, "Do you remember when we heard stories about Moses and about how God gave Moses laws or commandments for the Israelites to follow? One of those commandments instructed the people to love and serve only God. God wants us to love and serve only Him as well. Our story today is about a time when the Israelites choose not to love and serve only God. Listen to hear what happened."

### Bible Story

#### Elijah and the Great Rain

(1 Kings 17:1; 18:1-2,20-45)

King Ahab was the king of Israel, but he was not a good king. Ahab led the Israelites away from worshipping God alone. Because of the people's disobedience, God sent a drought, so it didn't rain. Water was scarce, so crops didn't grow and people and animals lacked water. For over three years no rain fell. The rivers and streams dried up as well as the grass. The people and the animals had only a little food and water. It was a very sad and difficult time.

God wanted the Israelites to choose to worship and serve only Him. God sent Elijah to speak to the king. Elijah asked the king and the people to come to the top of a mountain. On the mountain, God showed His power by sending down fire from heaven. The people realized they had not followed God's commands. They shouted, "Yahweh, He is God!"

Then Elijah told the king to prepare for rain. Elijah and his helper went to the top of a mountain that overlooked the sea. Elijah bowed down and began to pray. He asked his helper to go and look toward the sea to discover if there was a rain cloud in the sky. The helper went to look, but he returned and said, "No, there are no clouds." At least seven times Elijah prayed to God and

asked for rain. After each prayer the helper would go look to see if there were rain clouds in the sky, but each time he would return and say, "No, there are no clouds." Then at last Elijah's helper came back and said, "There is a cloud about the size of a man's hand coming from the sea!" Elijah told his helper, "Go and tell the king the rain is coming!"

In a little while, the sky grew dark, the winds began to blow hard, and then a great rain fell on the earth. The rivers began to rise and the streams began to flow again. The drought was over! Now the people would have the water they needed. The Israelites were sad that they had disobeyed God. Elijah and the Israelites were thankful that God at last had sent rain.

### Talk Time

1. Show the teaching picture for today's Bible story. Review by using these or similar questions: "Why did God send a drought? How many times did Elijah pray before his helper saw a cloud? Did God send the rain?"
2. Read the Bible phrase on the teaching picture. Say the phrase together, "Elijah prayed and God sent rain" (James 5:18). Explain, "Even though the Israelites had disobeyed God, He still loved and cared for them. Still, the Israelites faced a consequence for their disobedience. God sent a long drought. God knew when it was time for the drought to end, and at that time He sent rain. Let's say our Bible Phrase again, 'Elijah prayed and God sent the rain' (James 5:18)."
3. Close the Bible Story Time by inviting children to join you in prayer. Say a prayer asking God to help you and each boy and girl serve and worship only Him.

### **Craft Time:** Make a Rain Stick

#### **Supplies:**

- Copies of "Rain Stick" (Reproducible, cardstock recommended, 1 copy for every child)
- Crayons or markers, glue, stapler
- Rice

**What to Do:** Ask each child to color the designs on his or her rain stick. Show children how to roll up the paper to form a tube about an inch and a half in diameter. Tape to hold together. Pinch together one end of each tube and fold. Staple to close. Children can fill their tubes about a fourth full of rice. Secure the other ends of the tubes in a similar fashion. Demonstrate how to turn the stick softly back and forth to make a soft rain, then more quickly to make a louder rain sound.

**Link to the Bible Story:** Express to children that God sent the rain as a reminder to the Israelites that He was God and that He wanted His people to obey His commands.

### **Snack Time**

Be sure to wash hands or use hand sanitizer. Say a thank-you prayer to God for the snack. When snack time has ended, encourage preschoolers to help with cleaning up.

### **Game Time / Dismissal:** Cloud Relay

#### **Supplies:**

- Two cotton balls
- Two plastic spoons

#### **What to Do:**

Help children form two lines in the Game Time area. Give the first child in each line a spoon and a cotton ball. Explain to children they will be pretending to carry small clouds on their spoons from the start line to the stopping point and back. Explain that each one will turn and walk back with his or her spoon and cotton ball and hand it to the next person in line.

If a cotton ball falls off the spoon, the child must place it back on the spoon before moving ahead. The game is over when all children have had a turn, even if one group finishes before the other.

At the close of the game, talk about how many times Elijah prayed before it rained. Remind boys and girls that God cares for each person, even when he or she has disobeyed His commands.

Dismiss children as parents arrive. Be sure to follow the security procedures of your church.





# Resources and Supplies

Old Testament Unit 11: Elijah, Elisha and Jonah  
Lesson 1: Elijah and the Great Rain

Hour A

## Standard Art Supplies

(Supplies that are generally in the room)

Washable markers  
Crayons  
Child scissors  
Playdough and accessories  
Drawing paper  
Easel (optional)  
Glue/glue sticks  
Tempera paint, 4 colors  
Tape/masking tape  
Pencils/colored pencils  
Hole punch  
Teacher scissors  
Stapler/staples  
Permanent markers  
Watercolors  
Paintbrushes  
Yarn

## Standard Equipment

(Equipment that is generally in the room)

Bible  
Small beanbag for Bible Story Time  
Assorted wooden/cardboard puzzles  
Set of wooden blocks  
Small cars and trucks  
Doll bed  
Baby doll (soft plastic)  
Stove/sink unit  
Play dishes/pots and pans  
Small table and chairs  
Small carpet for block area  
Play food items  
Storage shelf for blocks  
Tables and chairs for art, puzzles,  
and Bible Learning Center  
CD player/Children's Worship CDs

## Reproducibles

(Included with the lesson plan downloads)

Activity Page: Coloring Page, "Elijah and the Great Rain" (1 per child)  
"Rain Stick" (1 copy for every child, cardstock recommended)  
Teaching Picture: "Elijah and the Great Rain" (1 copy per class)  
God's Unfolding Story Cube (Cardstock—1 copy per class)  
Parent Page (1 copy per child)  
Coloring Page, "Elijah and the Great Rain"

## Additional Art Materials

Construction paper or large sheet of paper for  
class painting – (1 sheet per child)

## Additional Bible Learning Materials

Cotton balls

## Additional Home Living Materials

Dishpan, Towels

## Additional Craft Materials




Rice – (about 4 Tablespoons per child)




# Elijah and the Great Rain



Activity Page: "Elijah and the Great Rain"  
Instructions: Copy 1 sheet per child. Color the Bible story picture and glue a cotton ball in the sky to represent the small cloud that Elijah's helper saw in the sky.



God's Story Cube  
**Instructions:** Cut out on dotted lines, fold on solid lines. Glue or tape to form a cube.



**Craft Time: "Rain stick"**  
**Instructions: Copy 1 sheet for every child. Follow the directions for making the rain stick in the Teacher Pages.**