



---

## Sunday School Lesson

---

### The Comforter – The Holy Spirit

#### Resources

Youtube-

[https://www.youtube.com/watch?v=OMQKy1Mx49M&list=PLh\\_ZCcaNyX7fDpySBIOjxaAGAKNOrdulr&index=4](https://www.youtube.com/watch?v=OMQKy1Mx49M&list=PLh_ZCcaNyX7fDpySBIOjxaAGAKNOrdulr&index=4)

KJV- Act 2

Activities

sheet attached

---

# “Jesus gives us Comfort”

## Home Sunday School Lesson on John 14:15-21 The Holy Spirit

---



Jesus Gives us Comfort

“In Home” Sunday School Suggestions on the Holy Spirit and our Hope in Him

The Holy Spirit can seem a bit daunting or challenging to teach young children about. After all, it isn’t something we can see or touch. Then again, neither is the wind, but we can see its effects all around us. In fact, teaching kids about this comforting helper is often easier than we might initially suppose. Even young students can grasp the idea of something that helps them feel loved or cared for. We can focus on getting them “filled up” with the Spirit and communicate to them how important it is to share the love of Christ.

**Lesson focus:** We cannot see Jesus, but He promised to always be with us. He has given us a special helper to take care of our hearts. Through analogies and object illustration, this lesson will help children understand the who and what of the Holy Spirit, God’s special comforter.

**Bible Passage:** John 14:15-21

**Target Audience:** Kindergarten-6<sup>th</sup> grade (or whoever you might have at home!)

**Materials Needed:** Wrapping paper, boxes, pillows, chocolate milk, felt or foam, string, glue, scissors, Bible (all optional, depending which activities you choose to use—except for the Bible, you need that for sure).

### More teaching ideas about the Holy Spirit

- See our [video playlist with teaching ideas about the Holy Spirit](#)
- Browse all the [Holy Spirit related resources](#) on our website
- See the [Holy Spirit Pinwheel craft project for kids](#)
- See our [four lesson series for Sunday School “Who is the Holy Spirit?”](#)



---

# Game Idea & Lesson Introduction

---

**Lesson Opening:** A comforter, helper, and “filler”! Consider some extra thoughts and activities to relate to the idea of the Holy Spirit. These ideas can be used before or after the Scripture reading, or sprinkled between verses, depending on how you choose to explain and elaborate on things.

- Who are helpers? Discuss people who serve to help us and keep us safe. You might have pictures to display, as well. This might include police officers, security guards, or firefighters. They are helpers set in place to take care of our earthly lives. Jesus gave us a special helper, too!
- Build a fort and fill it with comforting blankets and pillows!
- Enjoy a special snack: find some cream puffs or jelly-filled donuts, and describe how they are filled with something special, just like the Holy Spirit fills us. Pair with a nice glass of hand-stirred chocolate milk. If you just let the chocolate syrup sit in the bottom of the glass, it doesn't do much. But if you STIR it up (like being stirred with God's love), you get delicious chocolatey goodness in every sip!
- Take a fan or a kite outside. You might even be able to make your own! Demonstrate how you can't see the wind visibly, but you see its impact when the kite blows into the air, or when a fan spins or trees bend. We can't see the Holy Spirit, but we can see what it does and feel its power.
- Wrap up a box like a present, and ask kids what they think would be the best gift that could be inside it. It has potential....but let them open the box to find it empty. There might not be a gift we can see inside, but we cannot see the Spirit either. Yet it is a wonderful gift!

Explain that Jesus gave us a special helper to allow us to connect to God. This is called the Holy Spirit, and it helps us in our Christian lives. How do we know if we are filled with this Spirit? Jesus gives us a special clue to look for!

**Ask:** If you could have a super power, what would it be? Did you know that Jesus gave us a special helper to enable us to do amazing things?



---

# Bible Lesson (John 14:15-21) Jesus Sends the Comfort of the Holy Spirit

---

As always, how you choose to experience the story will vary according to the ages and abilities of your children (and how many are participating). This passage is rather a short one, and is not exactly related to a story, but might need extra explanations. You can discuss what the passages mean and, for older students, perhaps reference other related verses.

*“If you love me, you will keep my commandments. <sup>16</sup>And I will ask the Father, and he will give you another Helper, to be with you forever, <sup>17</sup>even the Spirit of truth, whom the world cannot receive, because it neither sees him nor knows him. You know him, for he dwells with you and will be in you. -John 14:15-17*

**Ask:** If you could ask God for something, what would you want? What is Jesus talking about here?

Explain that Jesus is promising to send something remarkable that will help us do amazing things. The “Spirit of truth” came from God and it can live in all of us.

Also note that Jesus says “If you love me, you will keep my commandments.” We know that our salvation does not come from what we do...however, it’s important to do what God asks because that demonstrates we do truly love Him and desire to do what He asks.

*“I will not leave you as orphans; I will come to you. <sup>19</sup>Yet a little while and the world will see me no more, but you will see me. Because I live, you also will live.” -John 14:18-19*

This is not the first or the last time in the Gospels that Jesus promises to stay with us. He admits that the world won’t see His physical body after a little while, but “you will see me”. What might this mean? When we have Jesus in our hearts, we know that He is present, even without seeing Him. And how do we live in Him? Well, we can read His Word, talk to Him, and worship in and out of church. Doing things like that is not a duty or obligation, but a joyful way in which we can stay connected to God.



*In that day you will know that I am in my Father, and you in me, and I in you. <sup>21</sup> Whoever has my commandments and keeps them, he it is who loves me. And he who loves me will be loved by my Father, and I will love him and manifest myself to him.” -John 14:20-21*

Jesus is giving a word of hopeful assurance here. He promises that when He sends the Spirit, we will know that Jesus is God, and the Spirit is God also (Even though He'd been trying to describe and explain these things already!).

And we hear Jesus again emphasizing that all who love Him should keep His commandments. That also means we should love each other. If we have the Spirit, we will naturally want to share it with others. It might be a loose analogy, but think of sports or school spirit. If we are excited to represent a team or mascot, we will enthusiastically wave and cheer. We should be that excited and “amped up” about our relationship with the Lord. Our joy should overflow so that others want it, as well!

**\*Ask:** How can we demonstrate love to others? What is something you can do TODAY that will serve someone else?

Emphasize to kids again what a beautiful promise this is. God loves us enough to give us His son, Jesus. He has also given us the Holy Spirit to remind us of His love. We can pray through the help of the Holy Spirit, and it can bring us back to a recognition of God's presence. This Spirit can comfort our souls in times of trouble. Something comforting brings peace, hope, and joy. We are comforted by our great God's love. Let us pass that on to one another! In Jesus' name, Amen!

**Crafts:** “Comfort Reminder”, “Comfort Box”





This lesson was prepared by [Kristin Schmidt](#), who serves at the Epiphany Lutheran Church in Castle Rock, CO.

She has shared her teaching gifts through *Ministry-To-Children* since 2014 and now serves as our lead curriculum writer.

Kristin has a professional background in elementary and pre-school education. A graduate of Biola University, she holds a Master of Education and will receive the Master of Theology degree from Concordia University, Irvine, California, in May

2020. Kristin grew up in southern California and lived the past 10 years in Georgia. She is a long-distance runner and voracious reader.

We hope you enjoy this free resource. Everything from [Ministry-To-Children.com](#) is 100% free to copy & use in ministry. Since 2007, our website has equipped and encouraged churches from around the world. Our mission is simple.

---

## *Help you tell kids about Jesus!*

---

Our team is honored that you choose our material. Thank you for ... serving where God has placed you - telling children about Jesus – and allowing us to be a part of your mission.

Our website now has over 4,000 free resources for your children's ministry. Each month we're adding even more! Here are a few popular sections:

- Over 300 Coloring Pages [Bible Coloring Pages](#).
- Over 700 [Bible Lessons](#) and Complete [Sunday School Curriculum](#)
- We post new [Children's Sermons Object Lessons](#) every week.
- [Sunday School Games](#), [Bible Crafts](#), and [Worship Songs for Kids](#)
- Don't miss our new sister site [Sunday School Works!](#)



---

# “The Holy Spirit Comfort” Craft Ideas

---

Jesus Sent a Comforter! Craft Ideas for the Holy Spirit’s Comfort and Peace

The Holy Spirit can be a tricky thing to focus on in teaching, as it is something we cannot see or hear very tangibly. However, we do want to emphasize with children the importance of having that helper sent by Jesus. The Holy Spirit is a blessing that reminds us of God’s omnipresence. That thought should bring us comfort and hope! In honor of the idea of comfort, here are two crafts that have a “comfy” element with them.

## Bible Verses or Craft Captions to Consider... (Main Text: John 14:15-21)

*And I will ask the Father, and he will give you another advocate to help you and be with you forever— the Spirit of truth. -John 14:16*

*Before long, the world will not see me anymore, but you will see me. Because I live, you also will live. -John 14:19*

*Whoever has my commands and keeps them is the one who loves me. The one who loves me will be loved by my Father, and I too will love them and show myself to them.” -John 14:21*

*“And behold, I am with you always, to the end of the age.” -Matthew 28:20*

*The Holy Spirit brings me comfort!*

*Jesus is always near. He comforts me!*

## More teaching ideas about the Holy Spirit

- See our [video playlist with teaching ideas about the Holy Spirit](#)
- Browse all the [Holy Spirit related resources](#) on our website
- See the [Holy Spirit Pinwheel craft project for kids](#)
- See our [four lesson series for Sunday School “Who is the Holy Spirit?”](#)



---

# Craft one: “Comfort Reminder Roll”

---

## You will need:

- Foam, felt, or other soft material
- Permanent markers, fabric markers, or puffy paint (optional)
- String, ribbon, or pipe cleaners
- Scissors



## Procedure:

1. Choose what kind of “comfort” item you’d like to create: it could be a bookmark, a mini pillow, a rolled “blanket” or decoration. Prepare the materials you have for the task.
2. Cut your materials to the appropriate size.
3. Add a verse or caption, using fabric markers or puffy paint.
4. Place extra decorations, hanging items, or filling into the comfort item, as desired.
5. Hang, stroke, squeeze, or look to your reminder as needed!





---

# Craft Two: “Comfort Box”

---

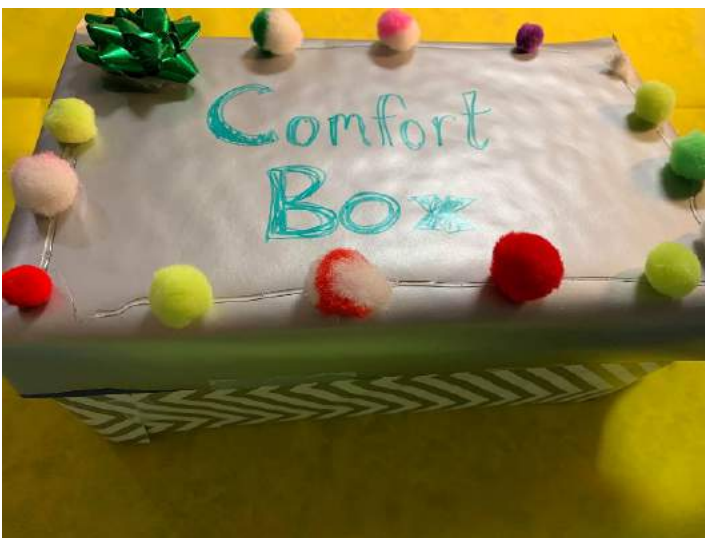
## You will need:

- Construction Paper or card stock
- Stickers or decorative supplies
- Scissors
- Glue and/or tape
- Wrapping paper or cloth
- Tissue paper or felt
- Pom poms or other decorations
- Shoebox or other container
- Pipe cleaners or string
- Items of comfort (photos, small toys, etc.)



## Procedure:

1. Adorn your container as desired, with wrapping paper or construction paper.
2. Decorate the paper with verse captions, stickers, words, and images.
3. Add extra decorations if desired.
4. Inside the box/container, line with tissue paper or felt.
5. Fill with small items that will bring comfort and joy. Look through the special box when in need of a “heart hug”!



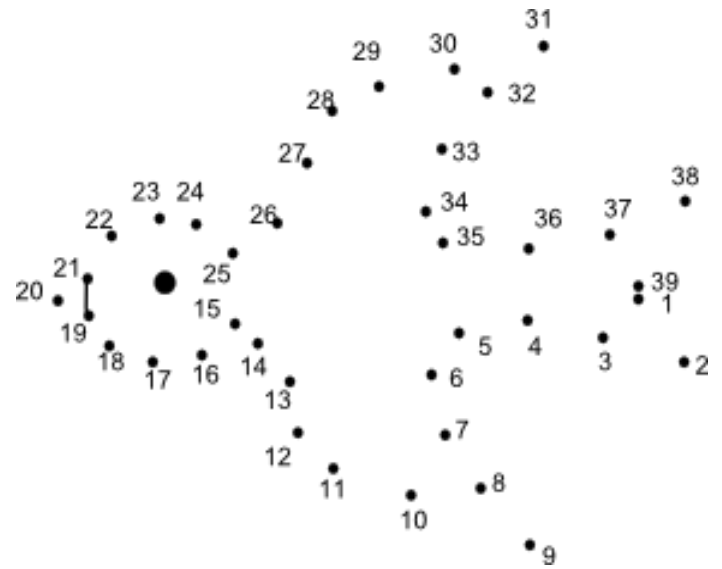
# Learn About The Holy Spirit

## The Trinity

God the Father, Jesus the Son, and the Holy Spirit are three persons who are all the same person – God. This is called the Trinity (Trinity means three).

When we think of God living inside us, in our hearts, and speaking to us each day, this is the Holy Spirit. The Holy Spirit lives inside every person who has become a Christian.

Work the puzzle to see a dove, a symbol of the Holy Spirit.



## The Holy Spirit in the Old Testament

Before Jesus came, the Holy Spirit did not live inside every person.

God sent the Holy Spirit into a person when he had a special job for the person to do.

Read each verse, and write the name of the person who received the Holy Spirit.

**Genesis 41:38**

\_\_\_\_\_

who interpreted dreams and advised the Pharaoh of Egypt

**Exodus 31:2-4**

\_\_\_\_\_

who made beautiful things from gold, silver, and bronze

**Judges 6:34**

\_\_\_\_\_

a judge who led the people of Israel

**2 Samuel 23:1-2**

\_\_\_\_\_

who was the king of Israel and wrote beautiful songs

**Daniel 4:8**


\_\_\_\_\_

who advised the king of Babylon and interpreted dreams


## What Jesus Said

When Jesus was on earth, he spent time with his friends. He told them that after he was gone, God would send the Holy Spirit to be with them.

Jesus said that the Holy Spirit would:

 come after                                                        went back to                                                       


↓   +   ⇨   ▲   ⇨                      ✨   +   \*   ▼   +   →

 give them                                                        to                                                                  

↓   ↑   △   +   ⇨                      △   ↑   ●   →   +   ⇨   ⇨

                                                        them everything

●   +   \*   ★   ✨

                                                                              them when they were sad





★   ↑   ←   ●   ↑   ⇨   ●

Code:

*	★	+	●	✨	↑	↓	←	→	↑	↓	⇨	⇨	●	▲	▼	△
A	C	E	F	H	I	J	M	N	O	P	R	S	T	U	V	W


## When the Holy Spirit Came

Use the picture clues to read the story of how the Holy Spirit came to all believers.

 told his  to wait for the  to come to them. One day the  of


 were all together. A strong wind brought . The  gave the  to

each person. They were able to  about  in different languages. About 3000 people

heard them and believed in  that day! Now the Holy Spirit lives inside each person who believes


in .


 Jesus

 Holy Spirit

 talk

 friends

 tongues of fire



Mandy Grace '15

ministry-to-children.com