



Bellarine Kids Online Lesson

HOUSE ON A ROCK

MEDIA

Youtube:

(song) <https://www.youtube.com/watch?v=Eu5bBDRpzPM>

(story) <https://www.youtube.com/watch?v=l6S3cRVLMFQ>

KJV: Matthew 7: 24-27

JUNIOR – ACTIVITIES

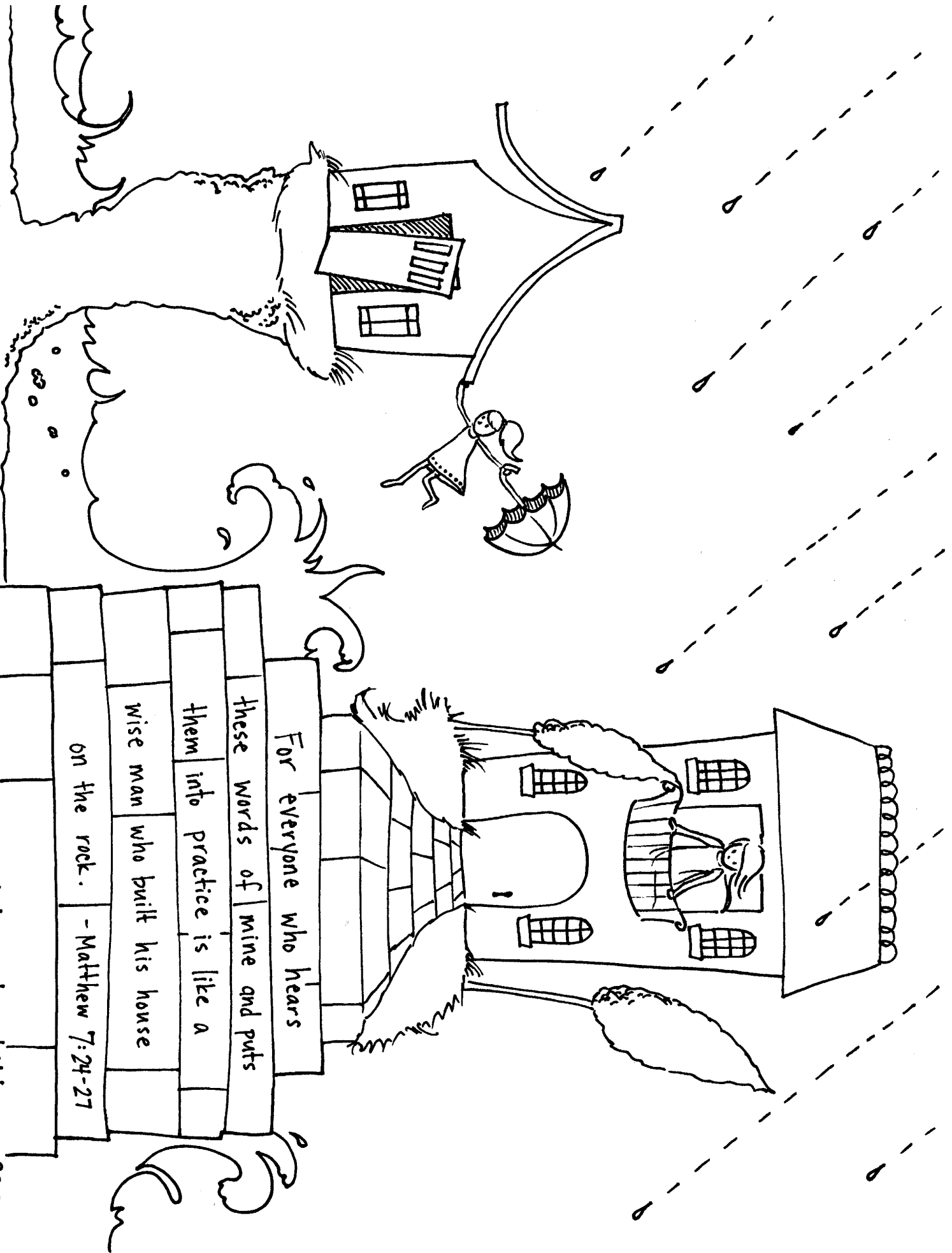
Colouring sheets

Rock activity

SENIOR ACTIVITIES

Model House activity

Mandy Groce '14



For everyone who hears

these words of mine and puts

them into practice is like a

wise man who built his house

on the rock.

-Matthew 7:24-27

THIS WEEK I LEARNED...

This week we learned about the two builders (the wise and foolish builders). A story that reinforces that if we listen and obey God's word our life will be built on something strong. Matthew 7:24-27

MEMORY VERSE:

"Therefore whosoever heareth these sayings of mine, and doeth them, I will liken him unto a wise man, which built his house upon rock."

Matthew 7:24


QUESTIONS TO ASK:

What are two things we can do to be more wise?

If we don't do what we know is right God calls us this.

What is one thing you can do to become wiser?

FAMILY FUN: This week we learned about the wise and foolish builders. Go hunting for stones this week (one per family member). Paint them and write an "O" or the word obedience on it. Keep it with you to remind you to obey what God has taught you.



DLTK's Crafts for Kids

House 3D Paper Craft

contributed by [Leanne Guenther](#)



This craft works well for a "my family", "my neighbourhood" or Little Red Ridinghood (Grandma's house) theme.

Materials:

- paper,
- printer,
- scissors,
- glue,
- something to color with (if using B&W template)

Instructions:

- print template of choice (B&W or color) -- you must print all 3 templates.
- to save ink, try printing on construction paper. The roof (template 3) works especially well this way.
- Color in the template pieces (B&W version).
- Cut out the template pieces.
- Fold along all of the lines.
- Use the tabs that say "glue" to guide you as to where to apply glue. There are also brief directions on the templates to help you sort out what you need to do.

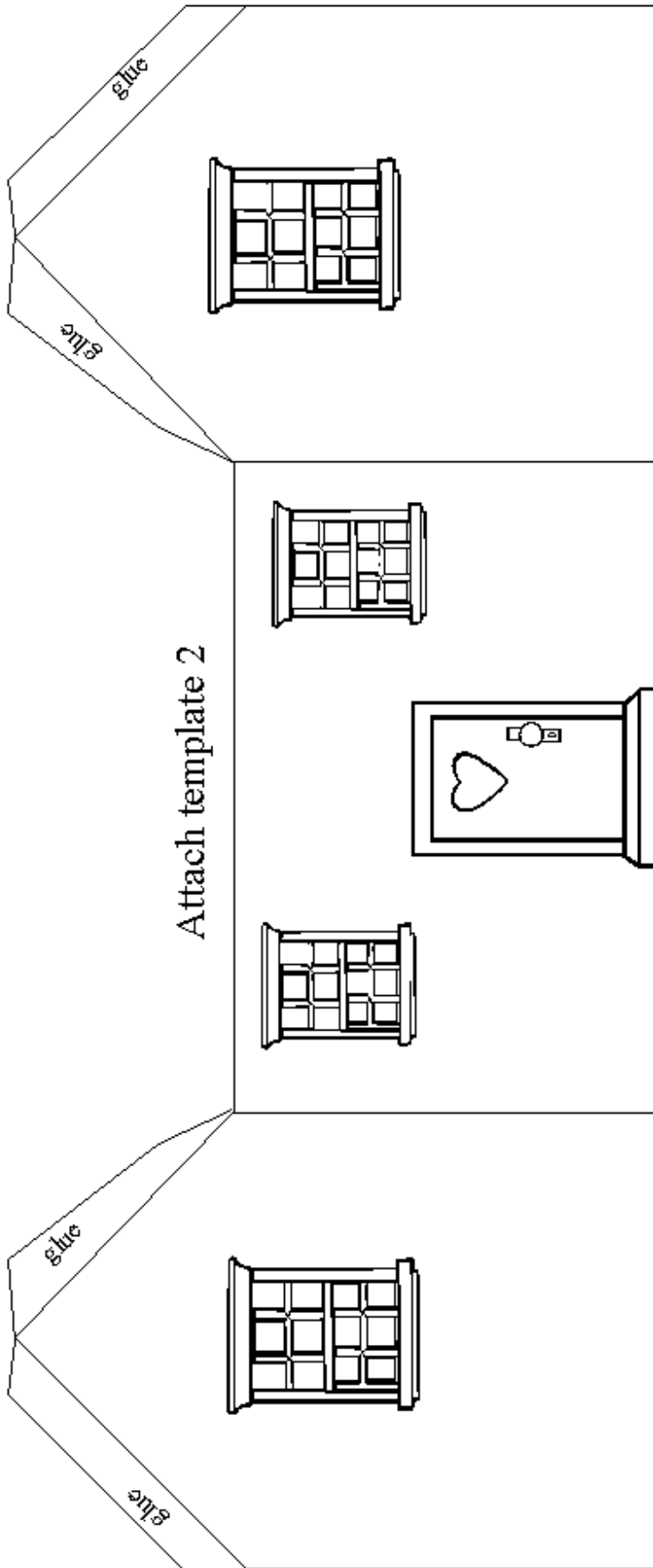
Templates:

- Close the template window after printing to return to this screen.
- Set page margins to zero if you have trouble fitting the template on one page (FILE, PAGE SETUP or FILE, PRINTER SETUP in most browsers).

House Template 1 ([color](#)) or ([B&W](#))

House Template 2 ([color](#)) or ([B&W](#))

House Template 3 (roof) ([color](#)) or ([B&W](#))

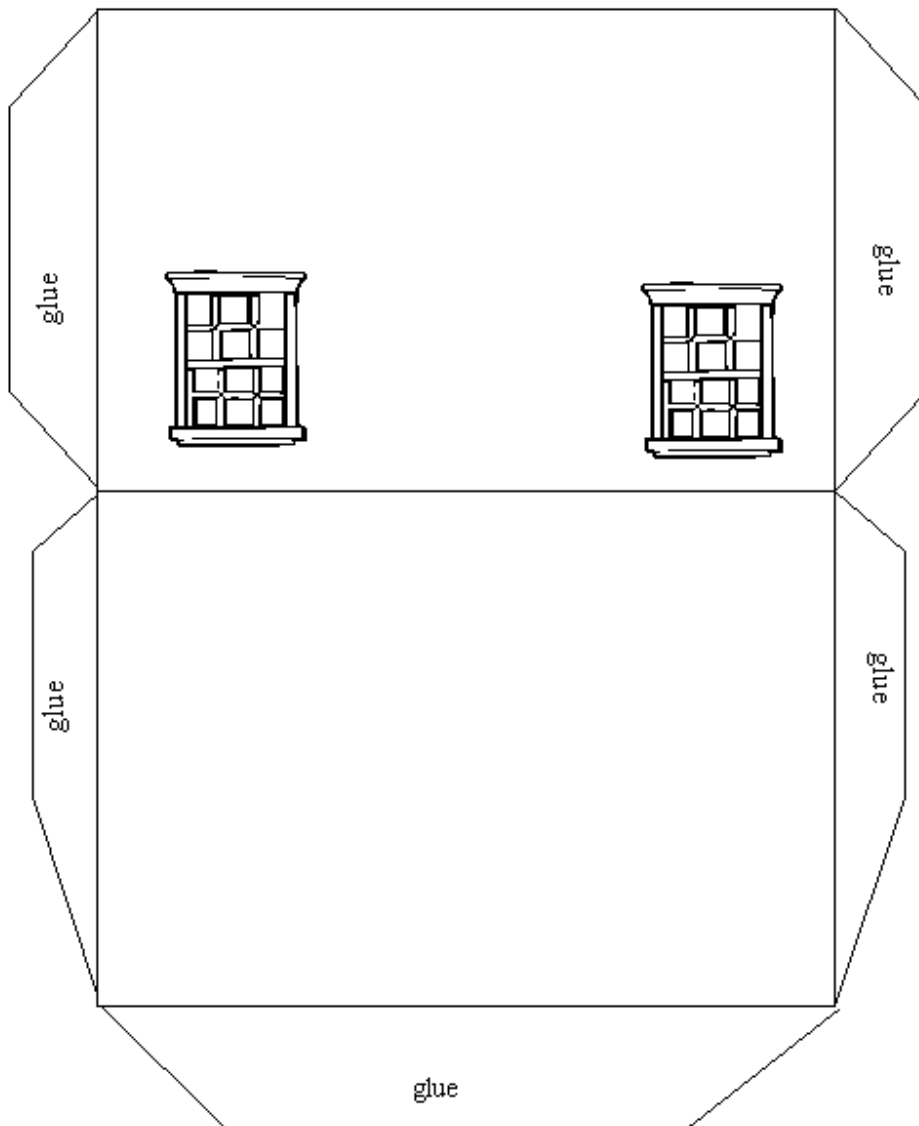


Paper house template 1

- Color
- Cut out
- Fold along solid lines
- Glue where indicated

Paper house template 2

- Color
- Cut out
- Fold along solid lines
- Glue where indicated



Paper house template 3 - roof

- Color
- Cut out
- Fold along solid lines
- Fold and place over the house

