



## Bellarine Kids Online Lesson

### JOSEPH

#### MEDIA

youtube clip

<https://www.youtube.com/watch?v=VnlqKPIZQzI> (part 1)

<https://www.youtube.com/watch?v=0SCAXrEmRRA> (part 2)

<https://www.youtube.com/watch?v=ndETu4bzwAY> (part 3)

'The Beginners Bible' page 71

KJV Genesis 37


#### JUNIOR – ACTIVITIES

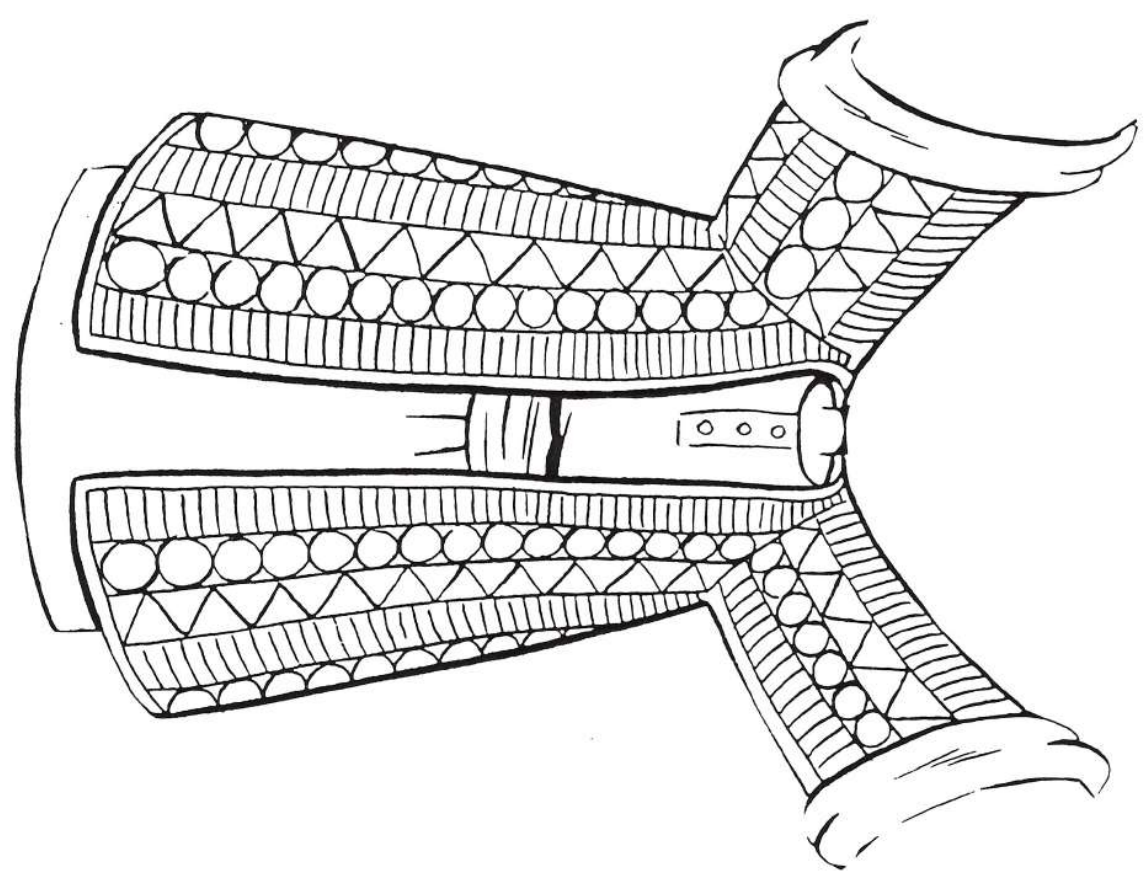
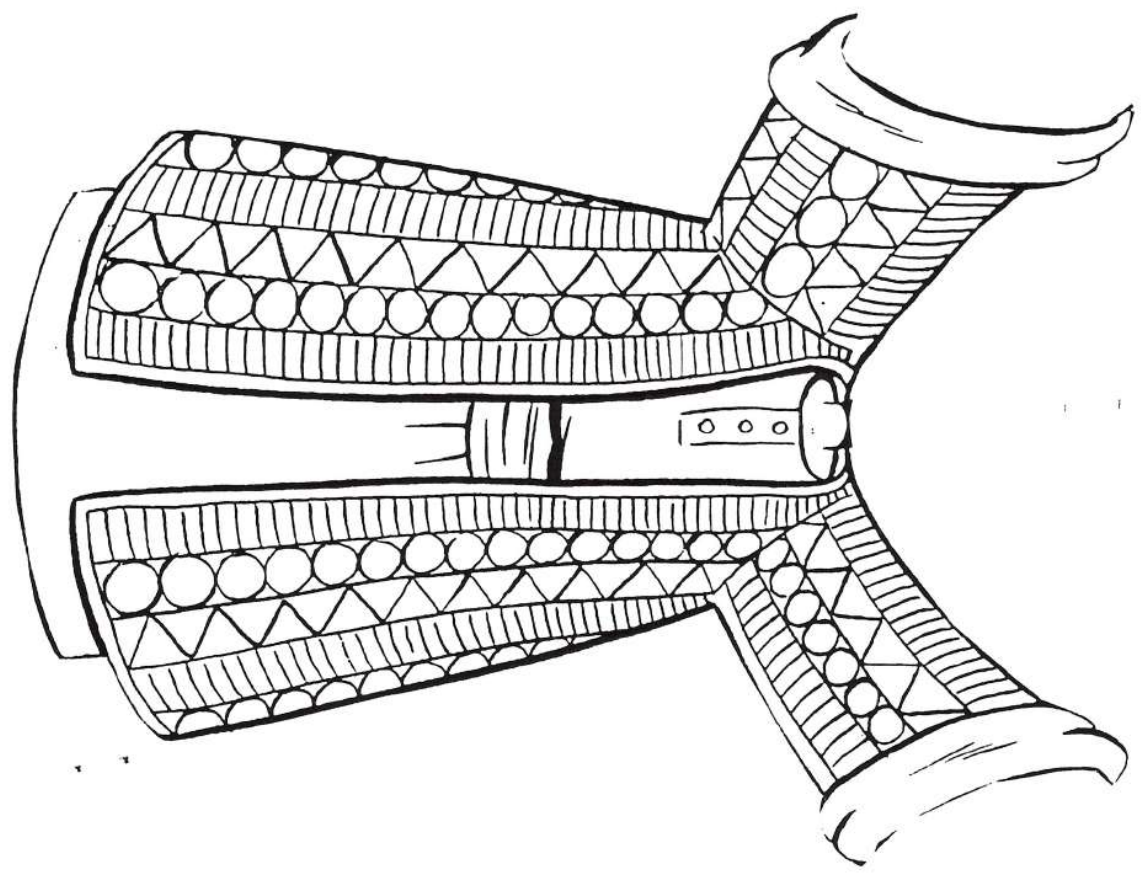
Pin the Coat on Joseph' colouring sheet x2 (attached) Pharaoh sent and called Joseph colouring sheet (attached)

#### SENIOR ACTIVITIES

Joseph in Egypt (lesson plan x2) with activity sheets (attached) Joseph crack the code worksheet (attached)

PIN THE COAT ON JOSEPH!






PIN THE COAT ON JOSEPH!

Pharaoh sent  
and called  
Joseph

Genesis 41:14

Pharaoh called for all the wise men and magicians in Egypt but none could understand his dreams. The butler suddenly remembered Joseph and told the king about the man in prison who could explain dreams. Pharaoh had Joseph brought before him.



BOB V. JOSEPH


## Patience: Joseph (1)



Theme: Patience

Topic: Waiting without complaining

Story: Joseph in Egypt

Preparation	Before	Photocopy 'God helped Joseph' activity sheet, 1 per student Photocopy empty/full sack sheet, <b>1 per 4 students</b>
	Resources	<i>First Bible Stories (Parragon)</i> Large sheet poster paper Thick black texta Tissue paper – many colours, cut into strips Glue Scissors
Say this:	<p>This week we have been practicing patience at home while waiting for our 'Grass Heads' to grow.</p> <ul style="list-style-type: none"> <li>▪ Has your 'Grass Head' started to sprout yet?</li> <li>▪ Do you think you will have to continue being patient for a while longer?</li> </ul> <p>Today we are going to start learning about Joseph. Joseph had to be extremely patient over many years.</p>	
Story	Read 'Sold for twenty silver pieces', from <i>First Bible Stories</i> p68-73	
Say this:	<p><u>God has a plan</u></p> <p>Joseph's brothers were unkind to him, and this would have made him sad. He probably wondered why they were like that. He couldn't see yet that God had a plan for him that would help his whole family. He had to wait patiently and trust God.</p> <p>God's reason is always worth waiting patiently for.</p>	
Activity 1	<p><u>Cooperative Coat of Colours</u></p> <p>1. On a large sheet of poster paper, draw a basic outline of a coat:</p> <div style="text-align: center;">  </div> <p>2. Work together to cover the coat in strips of coloured tissue paper.</p> <p>3. Write on the poster: "God had a plan for Joseph, but he had to be patient!"</p> <p>4. Display.</p>	

Story	Read 'Thrown into prison', from <i>First Bible Stories</i> p74-81
Say this:	<p><u>God helped Joseph</u></p> <p>God helped Joseph by explaining the Pharaoh's dreams to him. God also helps us by giving us his wisdom so we can make good choices. Sometimes it takes time before a bad situation is changed into a good one. God is always there to comfort us. We can wait patiently for God to answer our prayers.</p> <ul style="list-style-type: none"> <li>▪ Where can we find God's wisdom? (<i>The bible!</i>)</li> </ul> <p>Joseph was in a new place and alone. It was a bit like your first day at school.</p> <ul style="list-style-type: none"> <li>▪ How did you feel then?</li> <li>▪ How do you feel now that it is more familiar to be at school?</li> <li>▪ Who is always with you, even when you feel alone?</li> </ul> <p>You can always trust God to be with you in every situation.</p>
Activity 2	<p><u>God helped Joseph to interpret Pharaoh's dream</u></p> <ol style="list-style-type: none"> <li>1. Cut 'empty/full sack sheets' into quarters and hand out a <u>set</u> to each student</li> <li>2. Students cut out the sack rectangles and stick them onto the 'God helped Joseph...' sheet to show the correct interpretation of the dream</li> <li>3. If time, colour in the picture.</li> </ol>
<b>~3:30pm</b>	Children to help pack up.
Wrap Up	Hand out craft/colouring, kids to walk downstairs in single file <i>quietly</i> with an adult at the front <i>and</i> back. Ensure children sit with their parents, or if parents unavailable the child must sit with the teacher/assistant.

## Patience: Joseph (2)



Theme: Patience

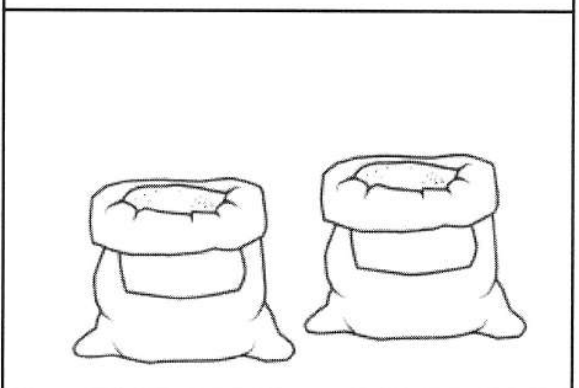
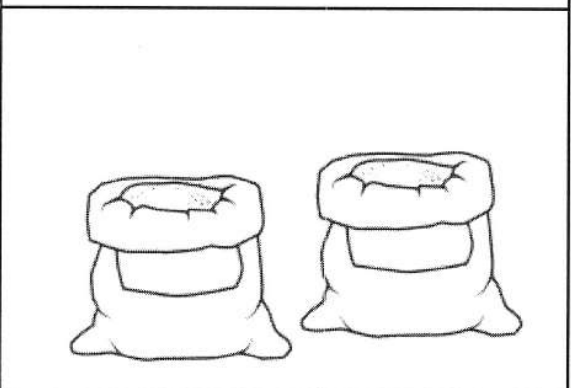
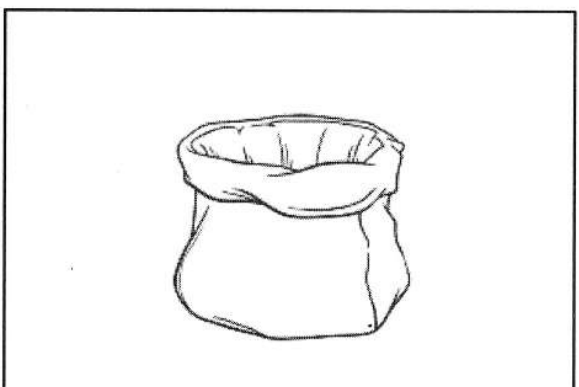
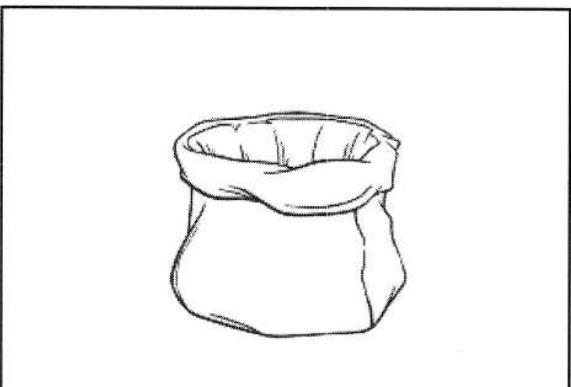
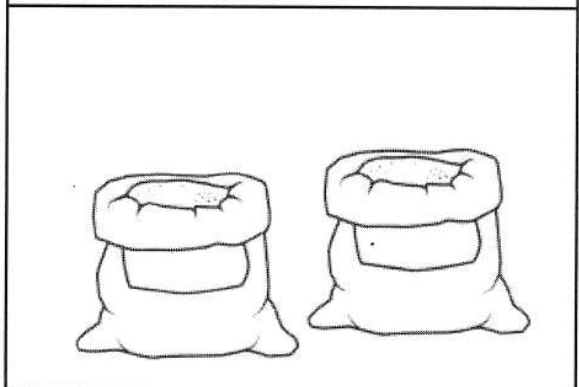
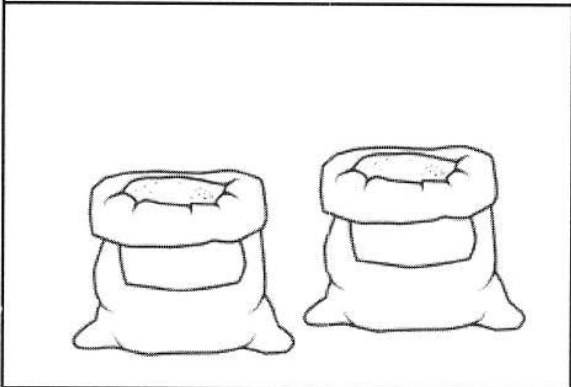
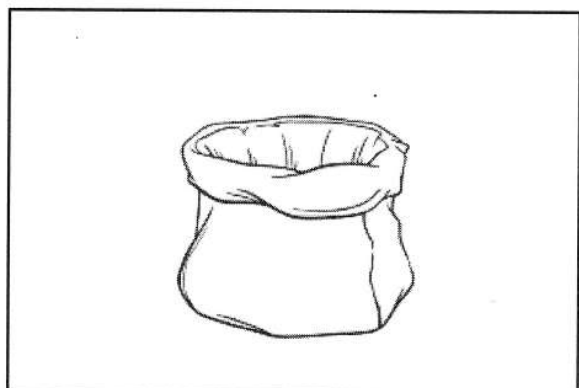
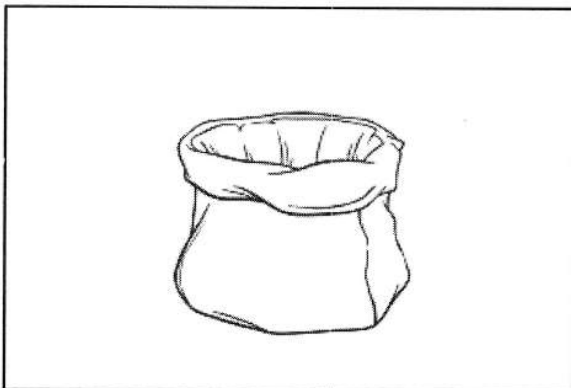
Topic: Waiting for God's answer


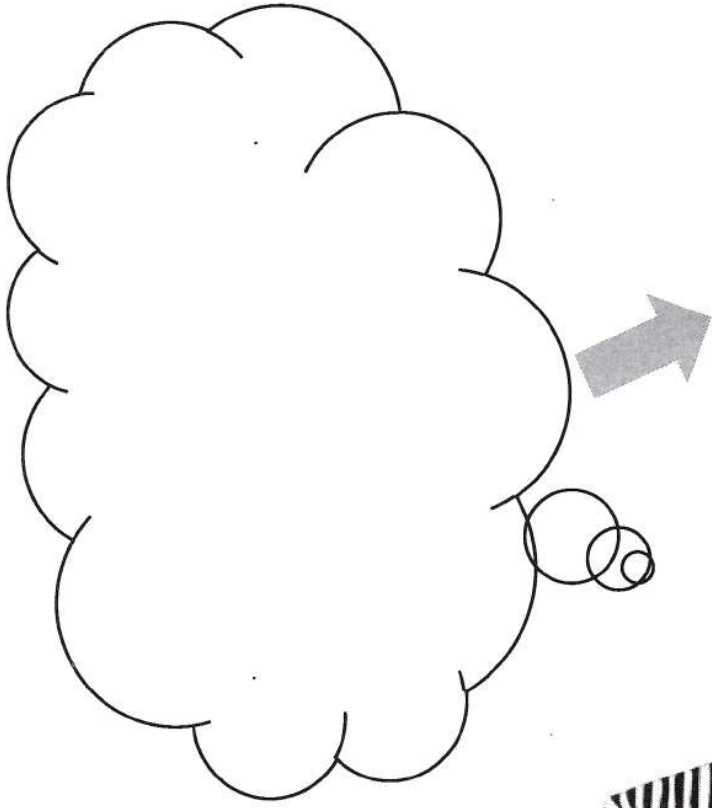

Story: Joseph in Egypt

Preparation	Before	Photocopy 'Joseph' activity sheet, 1 per student
	Resources	<i>First Bible Stories (Parragon)</i> Pencils Selection of simple wooden puzzles (from kinder cupboard) Blindfolds (3-4)
Say this:	<p>Imagine that someone has done something really unkind to you.</p> <ul style="list-style-type: none"> <li>▪ How would this make you feel? (<i>Sad, hurt, embarrassed, angry etc.</i>)</li> <li>▪ How might you want to act towards them? (<i>Hurt them back?, ignore them!??</i>)</li> <li>▪ How should you act towards them? (<i>Forgive and forget, understanding, etc.</i>)</li> </ul> <p>Last time we learnt about Joseph and how his jealous brothers were very mean to him, selling him to strangers to be a slave. Today we are going to find out what happened when Joseph finally saw his brothers again after many years.</p>	
Story	Read 'Reunited', from <i>First Bible Stories</i> p82-89	
<b>Story Focus</b>	<b>Sometimes we need to be patient waiting for God's answer</b>	
Say this:	<p><u>Joseph was Patient</u></p> <ul style="list-style-type: none"> <li>▪ How would Joseph have felt about his brothers selling him?</li> <li>▪ How would Joseph have felt when he saw his lost brothers at the end?</li> </ul> <p>Sometimes we do not understand why things happen in our lives, but we must trust God and know that God has a plan.</p>	
Activity 1	<p><u>Joseph activity sheet</u></p> <p><i>Complete the phrase by using the lookup table to crack the code..</i></p> <p><i>Work through the short example on the sheet as a class ("have fun") to help the students understand how the activity works.</i></p> <p><i>Some of the students might need some extra support with this activity. If some students find it too challenging they might like to draw a picture instead.</i></p>	



Say this:	<p><u>God helps us be patient</u></p> <p>It can take time before we see God's answer to our problems. Sometimes we have to wait to get something that we really want. Waiting teaches us to appreciate the things we get, and helps us value the things we have.</p> <p>Patience is important to God. He is patient with us, even when we keep making the same mistakes! For our next activity, we are going to practice being patient with others, even when THEY make mistakes.</p>
Activity 2	<p><u>Blindfolded Puzzle</u></p> <ol style="list-style-type: none"> <li>1. Ask for a volunteer who thinks they could do a simple puzzle blindfolded.</li> <li>2. Place the blindfold on before handing them the puzzle board and pieces.</li> <li>3. Nominate <u>one</u> student to help them by providing simple instructions. Everybody else must stay silent (too many voices will cause confusion).</li> <li>4. The focus is on <u>staying patient</u>. The helper must speak in a calm, steady voice and not show any frustration.</li> </ol> <p><i>Note: do one round first with everybody watching so everybody understands what needs to happen. After this, you could have several groups of 2-3 students working at once.</i></p>
~3:30pm	Children to help pack up.
Wrap Up	<p>Make sure the children remember and understand the <b>Story Focus</b>.</p> <p>Hand out craft/colouring, kids to walk downstairs in single file <i>quietly</i> with an adult at the front <i>and</i> back. Ensure children sit with their parents, or if parents unavailable the child must sit with the teacher/assistant.</p>






God helped Joseph to interpret Pharaoh's dream

# Joseph

Use the key to complete the phrase below.



## KEY

	①	②	③	④	⑤
①	A	B	C	D	E
②	F	G	H	I	J
③	K	L	M	N	O
④	P	Q	R	S	T
⑤	U	V	W	X	Y
⑥	Z	.	,		

## EXAMPLE:

H	A	V	E
②	①	⑤	①
③	①	②	⑤
F	U	N	
②	⑤	③	
①	①	④	

Joseph's

\_\_\_\_\_ and

②	③	③	①	④	④	⑤
③	⑤	④	⑤	④	⑤	⑤

\_\_\_\_\_

③	③	⑤	①	③	②	②	③	①
②	⑤	②	⑤	⑤	①	②	⑤	④

never failed to keep him

\_\_\_\_\_

④	①	②	①
④	①	①	⑤

and

\_\_\_\_\_.

④	④	③	④	④	①	④	③	⑤	④
①	③	⑤	④	①	⑤	③	⑤	①	④