



Bellarine Kids Online Lesson

NOAH

MEDIA

KJV - Genesis 6:11-8:17

<https://www.youtube.com/watch?v=qzYjy6lhRag>

Activities

Ark Animals activity Noah - Maze

Noah's Ark – colouring in Noah – Colouring in Draw the pair

Draw your own ark

Noah Maze

Safe in the boat

God sends a rainbow activity Noah's flood hat

Dot to Dot

Floating Ark puppet Rainbows code word

Noah Ark – ARK word search Noah in Numbers

Facts & Figures

Draw the Pair

Covenant Word exercise

Ark Animals

Genesis 6 & 7

God instructed Noah to bring animals two by two into the ark for safety from the flood. Match some of the animals he brought with their name. Then take the underlined letters and write them in the spaces below.



GIRAFFE

LION

DOVE

SNAKE

LIZARD

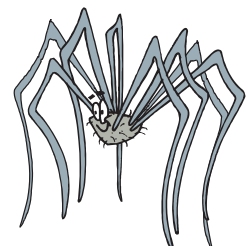

BEAR

HIPPOPOTAMUS

SPIDER


CAMEL


BUNNY



How many days and nights did God make it rain over all the earth?

— — — — —





Ark with Rainbow









Noah and the Animals

BibleWise

Draw the Pair (younger children)

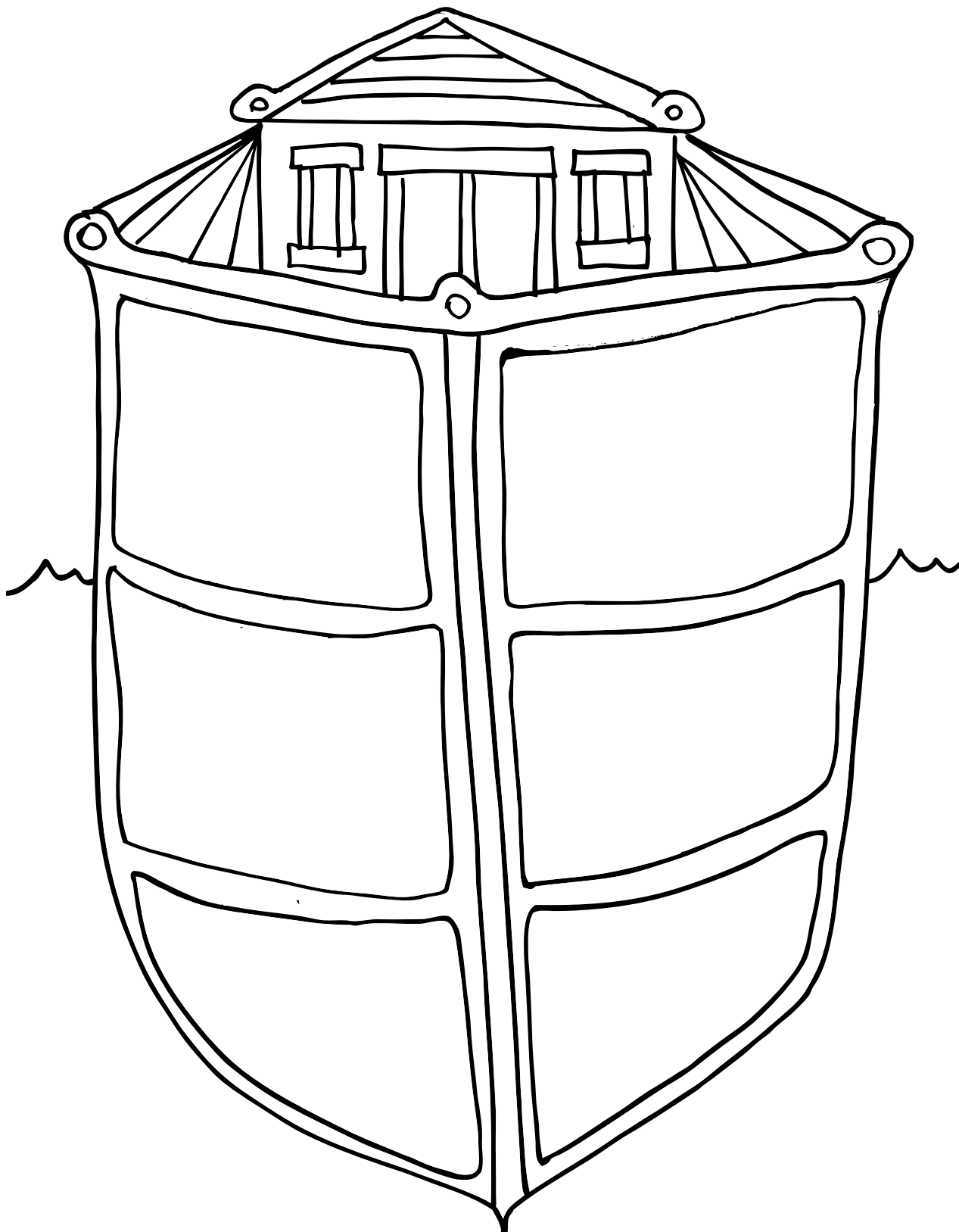
Use the images in the left hand column and draw the matching pair to go on Noah's Ark.
Color in the pairs when you are done.




BibleWise

Draw Your Own Ark

In each of the 6 rooms in the Ark draw the items you would put in your own ark.




Help Noah Find the Animals



Start







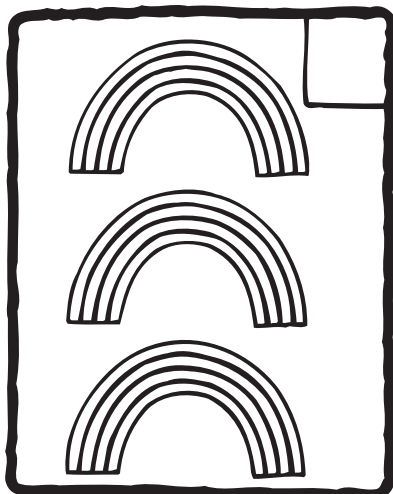
Finish



Genesis 8–9: God Sends a Rainbow

Count the number of objects in each box. Then write the number in the little . Draw a ★ in the box that has more than five objects. (More means a bigger number.)

1 2 3 4 5 6 7 8



God put a rainbow in the sky to remind Noah and his family of God's love and help. They thanked God. We can thank God for helping us too. The Bible says, "God, we give you thanks" (1 Chronicles 29:13).

**BONUS
IDEA!**

Color the rainbows, using more than three colors. Draw a line between the boxes that have an equal number of objects. (Equal means the same.)

Noah's Flood Hat

Materials

- weather patterns (p. 31)
- white card stock
- sturdy, white 10" paper plates (1 per child)
- ruler
- pencil
- utility knife
- blue curling ribbon
- ¼" silver Mylar ribbon (found with gift wrapping supplies)
- scissors
- crayons
- lower stickers
- silver glitter
- glue
- tape (or stapler and staples)
- cotton balls

Before Class


Copy the weather patterns onto card stock, one for each child. Cut out the patterns, one set for each child. Using a ruler and pencil, divide the bottom of paper plates into eight even wedges (sketch a). With a utility knife, cut the wedges apart along the pencil lines, leaving a 1" to 2" uncut rim (sketch b). Cut curling ribbon and Mylar ribbon into 18" lengths—four lengths of blue ribbon and four lengths of Mylar ribbon for each child.




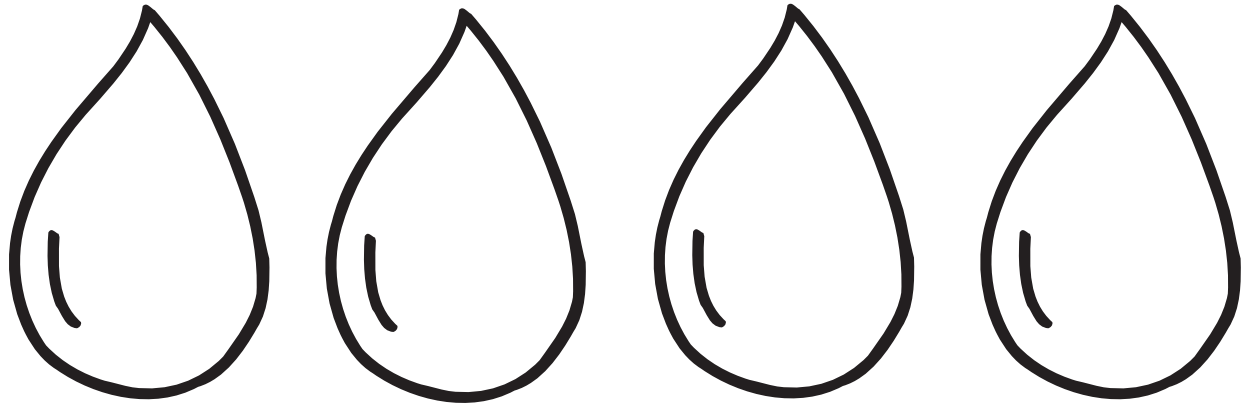
Instructions for Children

- Lay the prepared paper plate upside down. Color the cut portion of the plate blue for the sky. Then color the rim of the plate green for grassy hills (sketch b). Add flower stickers (or draw flowers) onto the grass. Color the raindrops blue and the sun yellow.
- Prepare the weather pieces: Add glue and silver glitter on the white lightning bolt. Color the rainbow. Glue cotton balls onto the clouds.
- Lay the paper plate on the table with the colored side up. Bend the blue sky wedges up (sketch c). Tape the rainbow, sun, lightning bolt, and clouds to the bent-up wedges.
- Tape a raindrop to one end of each blue ribbon. With a teacher's help, tape the raindrop ribbons and lengths of Mylar ribbon to the rim, alternating around the sides and back of the hat.

Talk About

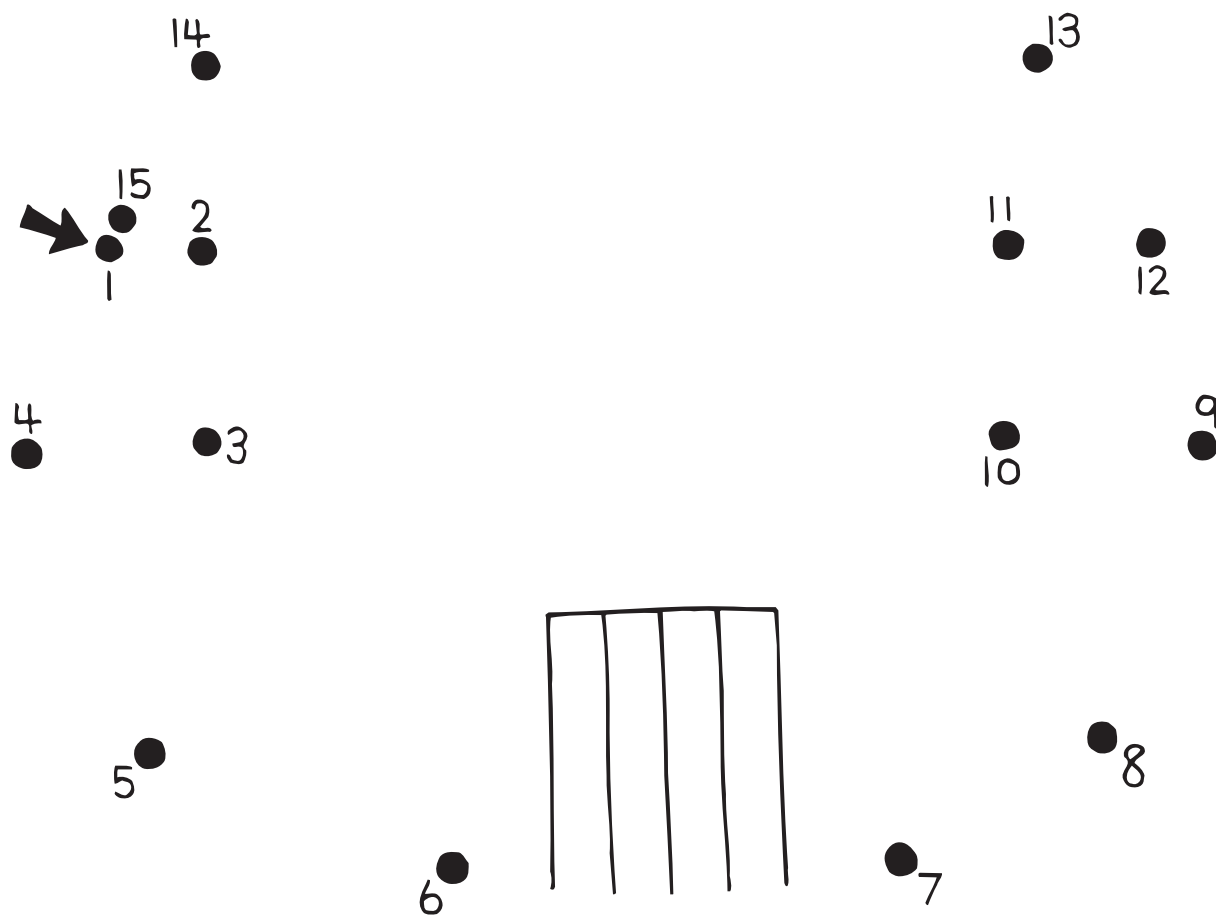
Noah and his family experienced rain, sunshine, and a rainbow! Our world needs all kinds of weather. Why do we need rain? (It provides water to drink. Rain fills lakes and oceans.) **Why do we need sun?** (It keeps us warm, gives us light, and makes plants grow.) **We can trust God to be with us in all kinds of weather!**





Genesis 6: Building the Big Boat

Connect the dots to see what Noah built.



God told Noah to build a boat. Noah obeyed. We can do good and obey God too. God will help us. The Bible says, "God made us to do good" (see Ephesians 2:10).

**BONUS
IDEA!**

Draw water for the ark to float on. Draw some animals in the ark.

**Genesis 6–7: Noah Trusts
and Obeys God**

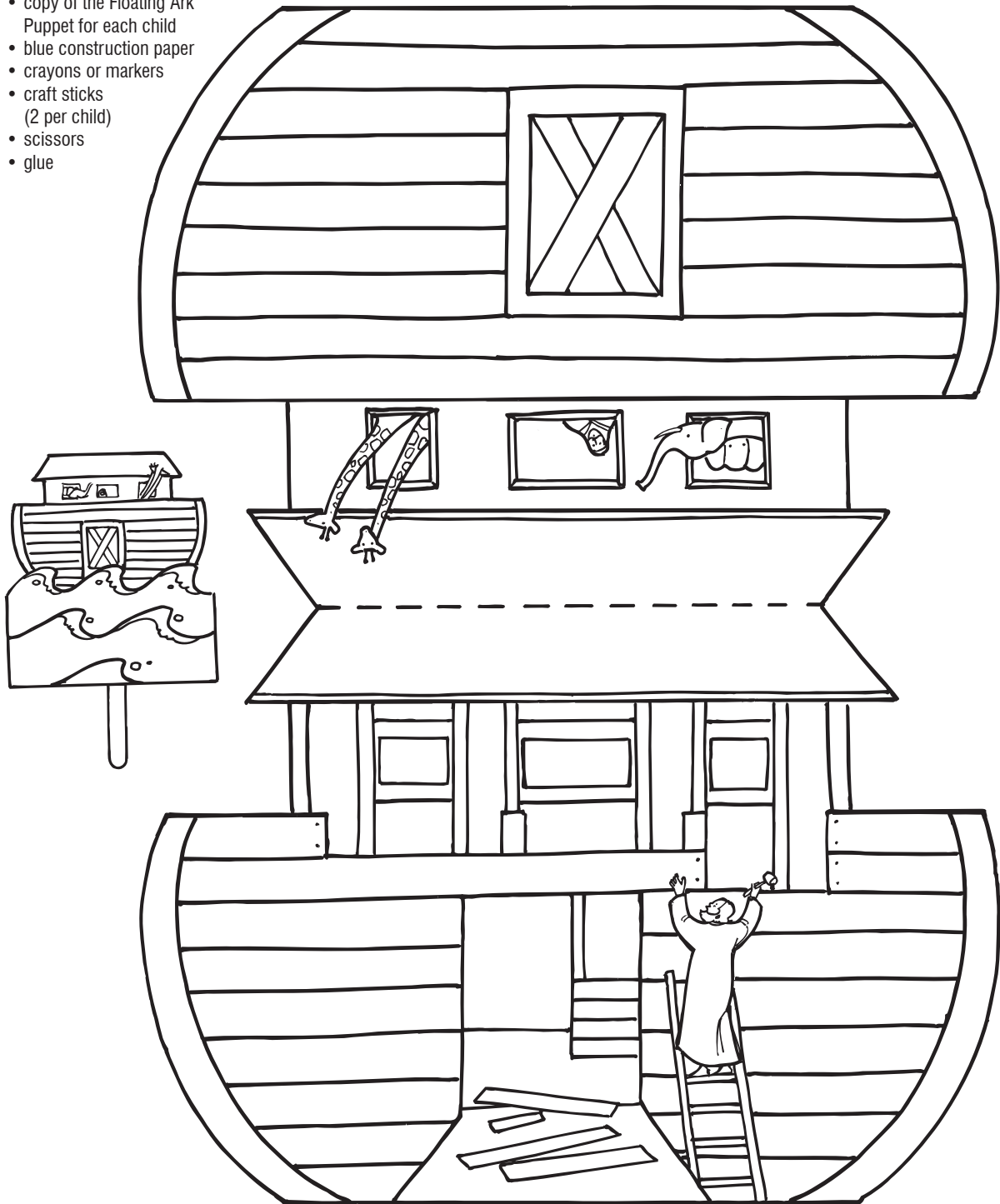
Floating Ark Puppet

Supplies

- copy of the Floating Ark Puppet for each child
- blue construction paper
- crayons or markers
- craft sticks (2 per child)
- scissors
- glue

Directions

Color and cut out the ark puppet. Fold the ark puppet in half along the dotted line and glue a craft stick to the bottom of the ark puppet between the two halves. Glue the two halves of the ark together. Cut a piece of blue construction paper to look like waves and attach it to a craft stick. Hold the water in front of the ark as you retell the story (see the example).

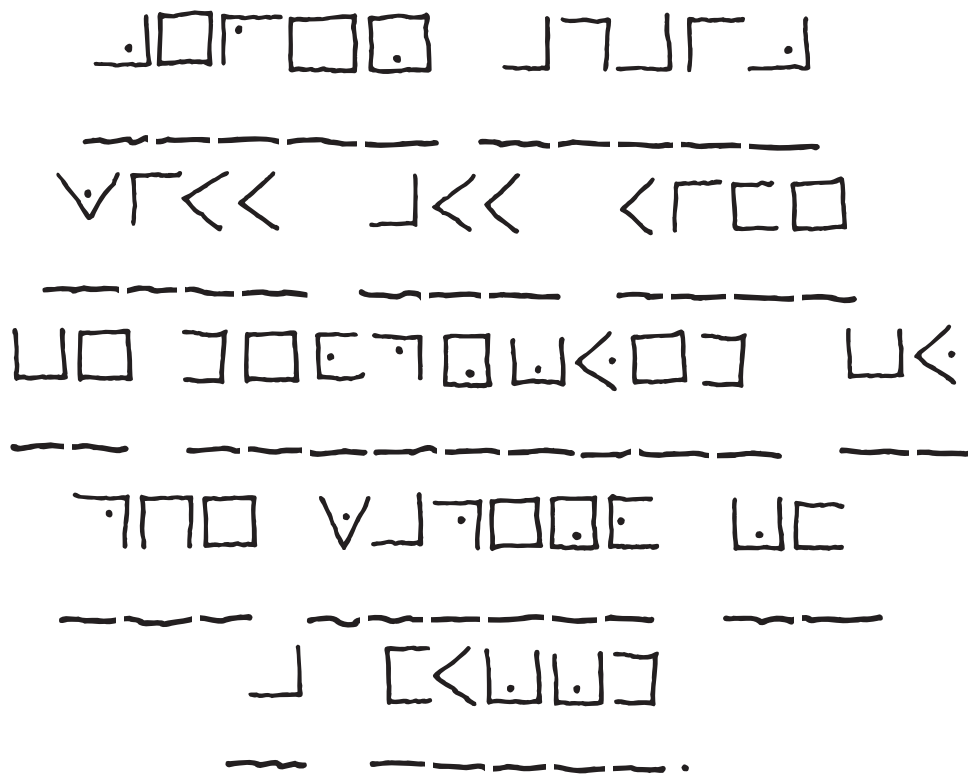


Rainbows

God put the rainbow in the sky as a sign of the covenant He made with all people. Use the code to discover the covenant God made with us. Read about the promise in Genesis 9:8–15.

A	B	C
D	E	F
G	H	I
N	O	P
Q	R	S
T	U	V


J	
K	L
M	
W	
X	Y
Z	




Noah's Ark

Noah built an ark of gopher wood (Gen. 6:14).

Up, down, across, or diagonally—how many times can you find the word "ARK"?



Noah in Numbers



Circle the number that correctly answers each question below.
If you need help, use the hint in the parentheses after each question.

- | | | | |
|--|-----|-----|-----|
| 1. How many days and nights did it rain? (Gen. 7:4) | 67 | 120 | 40 |
| 2. How old was Noah when the floods came? (Gen. 7:6) | 600 | 200 | 80 |
| 3. How many days did the floods cover the earth? (Gen 7:24) | 158 | 100 | 150 |
| 4. How many of each animal did God tell Noah to bring on the ark? (Gen 6:19) | 20 | 2 | 5 |
| 5. How many times did Noah send out a bird to search for dry land? (Gen. 8:6-7, Gen. 8:10) | 5 | 1 | 3 |
| 6. How many different types of birds did Noah send out? (Gen. 8:7-10) | 2 | 7 | 1 |
| 7. How many humans were saved by Noah and the ark? (Gen. 7:13) | 2 | 8 | 10 |

FACTS & FIGURES

... ABOUT NOAH'S ARK (Genesis 6:14-16)







1.		P				
2.		I				
3.		T				
4.		C				
5.		H				

1. Type of wood the ark was made from
2. Where the door was placed
3. Number of stories in the ark
4. Unit of measurement for the ark
5. The ark was 30 cubits in _____.

BibleWise

Draw the Pair (older children)


Use the images in the left hand column and draw the matching pair to go on Noah's Ark.
Color in the pairs when you are done.



The Covenant

Genesis 9: 8-17

After the great flood waters have disappeared, God makes a covenant with Noah.
Use the key to help fill in the blanks of the passage from Genesis 9:15 (KJV).



KEY

	1	2	3	4	5
1	A	B	C	D	E
2	F	G	H	I	J
3	K	L	M	N	O
4	P	Q	R	S	T
5	U	V	W	X	Y
6	Z	.	,	,	

EXAMPLE:

<u>H</u>	<u>A</u>	<u>V</u>	<u>E</u>
23	11	52	15
<u>F</u>	<u>U</u>	<u>N</u>	
21	51	34	

“And the shall be in the
 12 35 53

 ; and I will
 13 32 35 51 14 32 35 35 31

upon it, that I will remember the everlasting

 between
 13 35 52 15 34 11 34 45 22 35 14

and every living
 13 43 15 11 45 51 43 15

of all flesh that is upon the .”
 15 11 43 45 23