



## Bellarine Kids Online Lesson

### THE LOST SHEEP

#### MEDIA

Youtube clip [https://www.youtube.com/watch?v=\\_Ry2MaMyvGo](https://www.youtube.com/watch?v=_Ry2MaMyvGo) 'The Beginners Bible' page 391

KJV Matthew 18:12-14

#### JUNIOR – ACTIVITIES


Draw a sheep step by step process Colouring in sheet  
Sheep craft

#### SENIOR ACTIVITIES

'The Lost Sheep' work sheet. Find the lost sheep.  
Create a LOST poster 'Have you seen my sheep. Call Jesus'

# One Lost Sheep

Color this picture.



There was a shepherd who had 100 sheep, but one of the sheep was lost. The shepherd looked and looked until he found the one lost sheep. Every single sheep was important to the shepherd. Jesus cares about everyone, just as the shepherd cared about every single sheep.



# Bible Pathway Adventures

WORKSHEET

## PARABLE OF THE LOST SHEEP

Yeshua said to them, "Which of you men, if you had 100 sheep, and lost one of them, would not leave 99 in the wilderness and go after the one that was lost, until he found it. When he has found it, he carries it on his shoulders, rejoicing."

(Luke 15:4-5)

Learn to draw a sheep:



ta-da!

## The Parable of the Lost Sheep Bible Craft



**Bible Story:** The Parable of the Lost Sheep

**Bible Text:** Luke 15:3-7


**Suggested Learning Outcome:** This thumbprint craft will help remind children that each person is special to God just like the lost sheep in the story.

### Supplies List:

- Colored construction paper
- Black construction paper
- White paint
- Scissors
- Glue
- Craft eyes


### Teacher Preparation:

Pre-cut 4 rectangular strips and one sheep head shape from black construction paper. Make one set per student (see image).



### Instructions:

**Step 1.** Guide children in gluing the four sheep's legs on their paper spaced out properly to make room for the sheep's body (see image).



**Step 2.** Allow children to roll their thumbs in white paint and use their thumbprints to create the sheep's body (see image).



**Step 3.** Guide children in gluing the sheep's head into the appropriate place on the sheep's body. Give students 2 craft eyes to glue to the sheep's face (see image).





## 49. THE LOST SHEEP

Remember the story Jesus told about the one lost sheep? Read about it in Luke 15:3-7. While this shepherd took a nap, twelve of his sheep disappeared. Can you help him find them?

